

Uniform Mitigation Verification Inspection Form

Maintain a copy of this form and any documentation provided with the insurance policy

Inspection Date: 10/28/2019		
Owner Information		
Owner Name: Hammocks of Cape Haze		Contact Person:
Address: 10640 Lemon Creek Loop		Home Phone:
City: Englewood	Zip: 34224	Work Phone:
County: Charlotte		Cell Phone:
Insurance Company:		Policy #:
Year of Home: 2007	# of Stories: 2	Email:

NOTE: Any documentation used in validating the compliance or existence of each construction or mitigation attribute must accompany this form. At least one photograph must accompany this form to validate each attribute marked in questions 3 through 7. The insurer may ask additional questions regarding the mitigated feature(s) verified on this form.

1. **Building Code:** Was the structure built in compliance with the Florida Building Code (FBC 2001 or later) OR for homes located in the HVHZ (Miami-Dade or Broward counties), South Florida Building Code (SFBC-94)?

- A. Built in compliance with the FBC: Year Built 2006. For homes built in 2002/2003 provide a permit application with a date after 3/1/2002: Building Permit Application Date (MM/DD/YYYY) / /
- B. For the HVHZ Only: Built in compliance with the SFBC-94: Year Built . For homes built in 1994, 1995, and 1996 provide a permit application with a date after 9/1/1994: Building Permit Application Date (MM/DD/YYYY) / /
- C. Unknown or does not meet the requirements of Answer "A" or "B"

2. **Roof Covering:** Select all roof covering types in use. Provide the permit application date OR FBC/MDC Product Approval number OR Year of Original Installation/Replacement OR indicate that no information was available to verify compliance for each roof covering identified.

2.1 Roof Covering Type:	Permit Application Date	FBC or MDC Product Approval #	Year of Original Installation or Replacement	No Information Provided for Compliance
<input type="checkbox"/> 1. Asphalt/Fiberglass Shingle	_ / _ / _	_____	_____	<input type="checkbox"/>
<input type="checkbox"/> 2. Concrete/Clay Tile	_ / _ / _	_____	_____	<input type="checkbox"/>
<input checked="" type="checkbox"/> 3. Metal	<u>06/08/2005</u>	_____	_____	<input type="checkbox"/>
<input type="checkbox"/> 4. Built Up	_ / _ / _	_____	_____	<input type="checkbox"/>
<input type="checkbox"/> 5. Membrane	_ / _ / _	_____	_____	<input type="checkbox"/>
<input type="checkbox"/> 6. Other _____	_ / _ / _	_____	_____	<input type="checkbox"/>

- A. All roof coverings listed above meet the FBC with a FBC or Miami-Dade Product Approval listing current at time of installation OR have a roofing permit application date on or after 3/1/02 OR the roof is original and built in 2004 or later.
- B. All roof coverings have a Miami-Dade Product Approval listing current at time of installation OR (for the HVHZ only) a roofing permit application after 9/1/1994 and before 3/1/2002 OR the roof is original and built in 1997 or later.
- C. One or more roof coverings do not meet the requirements of Answer "A" or "B".
- D. No roof coverings meet the requirements of Answer "A" or "B".

3. **Roof Deck Attachment:** What is the weakest form of roof deck attachment?

- A. Plywood/Oriented strand board (OSB) roof sheathing attached to the roof truss/rafter (spaced a maximum of 24" inches o.c.) by staples or 6d nails spaced at 6" along the edge and 12" in the field. -OR- Batten decking supporting wood shakes or wood shingles. -OR- Any system of screws, nails, adhesives, other deck fastening system or truss/rafter spacing that has an equivalent mean uplift less than that required for Options B or C below.
- B. Plywood/OSB roof sheathing with a minimum thickness of 7/16" inch attached to the roof truss/rafter (spaced a maximum of 24" inches o.c.) by 8d common nails spaced a maximum of 12" inches in the field. -OR- Any system of screws, nails, adhesives, other deck fastening system or truss/rafter spacing that is shown to have an equivalent or greater resistance than 8d nails spaced a maximum of 12 inches in the field or has a mean uplift resistance of at least 103 psf.
- C. Plywood/OSB roof sheathing with a minimum thickness of 7/16" inch attached to the roof truss/rafter (spaced a maximum of 24" inches o.c.) by 8d common nails spaced a maximum of 6" inches in the field. -OR- Dimensional lumber/Tongue & Groove decking with a minimum of 2 nails per board (or 1 nail per board if each board is equal to or less than 6 inches in width). -OR- Any system of screws, nails, adhesives, other deck fastening system or truss/rafter spacing that is shown to have an equivalent

Inspectors Initials gd Property Address 10640 Lemon Creek Loop

or greater resistance than 8d common nails spaced a maximum of 6 inches in the field or has a mean uplift resistance of at least 182 psf.

- D. Reinforced Concrete Roof Deck.
- E. Other: _____
- F. Unknown or unidentified.
- G. No attic access.

4. **Roof to Wall Attachment:** What is the **WEAKEST** roof to wall connection? (Do not include attachment of hip/valley jacks within 5 feet of the inside or outside corner of the roof in determination of WEAKEST type)

- A. Toe Nails
 - Truss/rafter anchored to top plate of wall using nails driven at an angle through the truss/rafter and attached to the top plate of the wall, or
 - Metal connectors that do not meet the minimal conditions or requirements of B, C, or D

Minimal conditions to qualify for categories B, C, or D. All visible metal connectors are:

- Secured to truss/rafter with a minimum of three (3) nails, **and**
- Attached to the wall top plate of the wall framing, or embedded in the bond beam, with less than a 1/2" gap from the blocking or truss/rafter **and** blocked no more than 1.5" of the truss/rafter, **and** free of visible severe corrosion.
- B. Clips
 - Metal connectors that do not wrap over the top of the truss/rafter, **or**
 - Metal connectors with a minimum of 1 strap that wraps over the top of the truss/rafter and does not meet the nail position requirements of C or D, but is secured with a minimum of 3 nails.
- C. Single Wraps
 - Metal connectors consisting of a single strap that wraps over the top of the truss/rafter and is secured with a minimum of 2 nails on the front side and a minimum of 1 nail on the opposing side.
- D. Double Wraps
 - Metal Connectors consisting of 2 separate straps that are attached to the wall frame, or embedded in the bond beam, on either side of the truss/rafter where each strap wraps over the top of the truss/rafter and is secured with a minimum of 2 nails on the front side, and a minimum of 1 nail on the opposing side, **or**
 - Metal connectors consisting of a single strap that wraps over the top of the truss/rafter, is secured to the wall on both sides, and is secured to the top plate with a minimum of three nails on each side.
- E. Structural Anchor bolts structurally connected or reinforced concrete roof.
- F. Other: _____
- G. Unknown or unidentified
- H. No attic access

5. **Roof Geometry:** What is the roof shape? (Do not consider roofs of porches or carports that are attached only to the fascia or wall of the host structure over unenclosed space in the determination of roof perimeter or roof area for roof geometry classification).

- A. Hip Roof Hip roof with no other roof shapes greater than 10% of the total roof system perimeter.
Total length of non-hip features: 36 feet; Total roof system perimeter: 496 feet
- B. Flat Roof Roof on a building with 5 or more units where at least 90% of the main roof area has a roof slope of less than 2:12. Roof area with slope less than 2:12 _____ sq ft; Total roof area _____ sq ft
- C. Other Roof Any roof that does not qualify as either (A) or (B) above.

6. **Secondary Water Resistance (SWR):** (standard underlayments or hot-mopped felts do not qualify as an SWR)

- A. SWR (also called Sealed Roof Deck) Self-adhering polymer modified-bitumen roofing underlayment applied directly to the sheathing or foam adhesive SWR barrier (not foamed-on insulation) applied as a supplemental means to protect the dwelling from water intrusion in the event of roof covering loss.
- B. No SWR.
- C. Unknown or undetermined.

Inspectors Initials SE Property Address 10640 Lemon Creek Loop

*This verification form is valid for up to five (5) years provided no material changes have been made to the structure or inaccuracies found on the form.

7. **Opening Protection:** What is the **weakest** form of wind borne debris protection installed on the structure? **First**, use the table to determine the weakest form of protection for each category of opening. **Second**, (a) check one answer below (A, B, C, N, or X) based upon the lowest protection level for ALL Glazed openings **and** (b) check the protection level for all Non-Glazed openings (.1, .2, or .3) as applicable.

Opening Protection Level Chart Place an "X" in each row to identify all forms of protection in use for each opening type. Check only one answer below (A thru X), based on the weakest form of protection (lowest row) for any of the Glazed openings and indicate the weakest form of protection (lowest row) for Non-Glazed openings.		Glazed Openings				Non-Glazed Openings	
		Windows or Entry Doors	Garage Doors	Skylights	Glass Block	Entry Doors	Garage Doors
N/A	Not Applicable- there are no openings of this type on the structure		X	X	X		
A	Verified cyclic pressure & large missile (9-lb for windows doors/4.5 lb for skylights)					X	
B	Verified cyclic pressure & large missile (4-8 lb for windows doors/2 lb for skylights)						
C	Verified plywood/OSB meeting Table 1609.1.2 of the FBC 2007						
D	Verified Non-Glazed Entry or Garage doors indicating compliance with ASTM E 330, ANSI/DASMA 108, or PA/TAS 202 for wind pressure resistance						X
N	Opening Protection products that appear to be A or B but are not verified						
	Other protective coverings that cannot be identified as A, B, or C						
X	No Windborne Debris Protection	X					

- A. Exterior Openings Cyclic Pressure and 9-lb Large Missile (4.5 lb for skylights only)** All Glazed openings are protected at a minimum, with impact resistant coverings or products listed as wind borne debris protection devices in the product approval system of the State of Florida or Miami-Dade County and meet the requirements of one of the following for "Cyclic Pressure and Large Missile Impact" (Level A in the table above).
- Miami-Dade County PA 201, 202, **and** 203
 - Florida Building Code Testing Application Standard (TAS) 201, 202, **and** 203
 - American Society for Testing and Materials (ASTM) E 1886 **and** ASTM E 1996
 - Southern Standards Technical Document (SSTD) 12
 - For Skylights Only: ASTM E 1886 **and** ASTM E 1996
 - For Garage Doors Only: ANSI/DASMA 115
- A.1 All Non-Glazed openings classified as A in the table above, or no Non-Glazed openings exist
- A.2 One or More Non-Glazed openings classified as Level D in the table above, and no Non-Glazed openings classified as Level B, C, N, or X in the table above
- A.3 One or More Non-Glazed Openings is classified as Level B, C, N, or X in the table above
- B. Exterior Opening Protection- Cyclic Pressure and 4 to 8-lb Large Missile (2-4.5 lb for skylights only)** All Glazed openings are protected, at a minimum, with impact resistant coverings or products listed as windborne debris protection devices in the product approval system of the State of Florida or Miami-Dade County and meet the requirements of one of the following for "Cyclic Pressure and Large Missile Impact" (Level B in the table above):
- ASTM E 1886 **and** ASTM E 1996 (Large Missile – 4.5 lb.)
 - SSTD 12 (Large Missile – 4 lb. to 8 lb.)
 - For Skylights Only: ASTM E 1886 **and** ASTM E 1996 (Large Missile - 2 to 4.5 lb.)
- B.1 All Non-Glazed openings classified as A or B in the table above, or no Non-Glazed openings exist
- B.2 One or More Non-Glazed openings classified as Level D in the table above, and no Non-Glazed openings classified as Level C, N, or X in the table above
- B.3 One or More Non-Glazed openings is classified as Level C, N, or X in the table above
- C. Exterior Opening Protection- Wood Structural Panels meeting FBC 2007** All Glazed openings are covered with plywood/OSB meeting the requirements of Table 1609.1.2 of the FBC 2007 (Level C in the table above).
- C.1 All Non-Glazed openings classified as A, B, or C in the table above, or no Non-Glazed openings exist
- C.2 One or More Non-Glazed openings classified as Level D in the table above, and no Non-Glazed openings classified as Level N or X in the table above
- C.3 One or More Non-Glazed openings is classified as Level N or X in the table above

Inspectors Initials SL Property Address 10640 Lemon Creek Loop

*This verification form is valid for up to five (5) years provided no material changes have been made to the structure or inaccuracies found on the form.

- N. Exterior Opening Protection (unverified shutter systems with no documentation)** All Glazed openings are protected with protective coverings not meeting the requirements of Answer "A", "B", or "C" or systems that appear to meet Answer "A" or "B" with no documentation of compliance (Level N in the table above).
 - N.1 All Non-Glazed openings classified as Level A, B, C, or N in the table above, or no Non-Glazed openings exist.
 - N.2 One or More Non-Glazed openings classified as Level D in the table above, and no Non-Glazed openings classified as Level X in the table above.
 - N.3 One or More Non-Glazed openings is classified as Level X in the table above.
- X. None or Some Glazed Openings** One or more Glazed openings classified and Level X in the table above.

MITIGATION INSPECTIONS MUST BE CERTIFIED BY A QUALIFIED INSPECTOR. <i>Section 627.711(2), Florida Statutes, provides a listing of individuals who may sign this form.</i>			
Qualified Inspector Name:	Steven Rosenbaum	License Type:	Engineering
		License or Certificate #:	49307
Inspection Company:	Insight Inspections	Phone:	(941) 224-9030

Qualified Inspector – I hold an active license as a: (check one)

- Home inspector licensed under Section 468.8314, Florida Statutes who has completed the statutory number of hours of hurricane mitigation training approved by the Construction Industry Licensing Board and completion of a proficiency exam.
- Building code inspector certified under Section 468.607, Florida Statutes.
- General, building or residential contractor licensed under Section 489.111, Florida Statutes.
- Professional engineer licensed under Section 471.015, Florida Statutes.
- Professional architect licensed under Section 481.213, Florida Statutes.
- Any other individual or entity recognized by the insurer as possessing the necessary qualifications to properly complete a uniform mitigation verification form pursuant to Section 627.711(2), Florida Statutes.

Individuals other than licensed contractors licensed under Section 489.111, Florida Statutes, or professional engineer licensed under Section 471.015, Florida Statutes, must inspect the structures personally and not through employees or other persons. Licensees under s.471.015 or s.489.111 may authorize a direct employee who possesses the requisite skill, knowledge, and experience to conduct a mitigation verification inspection.

I, Steven Rosenbaum am a qualified inspector and I personally performed the inspection or (*licensed contractors and professional engineers only*) I had my employee (_____) perform the inspection (print name of inspector) and I agree to be responsible for his/her work.

Qualified Inspector Signature:  Date: 10/28/2019

An individual or entity who knowingly or through gross negligence provides a false or fraudulent mitigation verification form is subject to investigation by the Florida Division of Insurance Fraud and may be subject to administrative action by the appropriate licensing agency or to criminal prosecution. (Section 627.711(4)-(7), Florida Statutes) The Qualified Inspector who certifies this form shall be directly liable for the misconduct of employees as if the authorized mitigation inspector personally performed the inspection.

Homeowner to complete: I certify that the named Qualified Inspector or his or her employee did perform an inspection of the residence identified on this form and that proof of identification was provided to me or my Authorized Representative.

Signature:  Date: 10/28/19

An individual or entity who knowingly provides or utters a false or fraudulent mitigation verification form with the intent to obtain or receive a discount on an insurance premium to which the individual or entity is not entitled commits a misdemeanor of the first degree. (Section 627.711(7), Florida Statutes)

The definitions on this form are for inspection purposes only and cannot be used to certify any product or construction feature as offering protection from hurricanes.

Inspectors Initials sd Property Address 10640 Lemon Creek Loop Revised 05/15/2020

*This verification form is valid for up to five (5) years provided no material changes have been made to the structure or inaccuracies found on the form.

10640



Gable roof shape, 36 In ft total
Balance of roof is Hip
Gable % = Gable In ft / Total In ft
= 36 / 496 = 7%



8d nails verified



Nail location verified


10640



6" spacing in the field



Single wrap with at least 2 nails on the embedded side and at least 1 nail on the wrapped side



10640



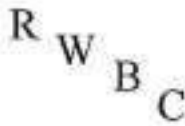
SWR installed under the metal panels

HAMMOCKS AT CAPE HAZE
ARCHITECTURAL STANDARD

ENTRY DOORS

1. Entry Doors include Front, Rear and Garage entry doors.
2. All Entry Doors must meet the Florida and Charlotte County Building Code
3. THERMA TRU: "CLASSIC CRAFT" Fiberglass Single- Door Inswing/Outswing "IMPACT" Doors, textured finish, are the APPROVED door. Specifications are attached. See below for quick information.
4. Color of door is determined by the building type 'A', 'B', 'C' The building schedule and color formulas are attached.
5. In the event that the door frame must be replaced, the standard is included in the attached door specifications.
6. In the event that door hardware needs replacement, the standard door hardware specifications are attached - Kwikset 660 Single Cylinder Deadbolt in Satin Nickel and Kwikset Lido Half/Closet Lever in Satin Nickel. The door knocker/viewer can be obtained, on line, from Harney hardware (harneyhardware.com).
7. Unit Owner must submit an Architectural Review Committee Request Form and have it approved prior to installing door
8. Upon completion of door installation, the unit owner must notify the Hammocks office manager and have the door installation inspected.

Door Information by Building Type and by Unit Entry Point					
Door Location	Door Description		Door Model #	Size	Scott Paint Color Formula
Villa Buildings					
"A" Building Addresses: 10600, 106001, 10620, 10640, 10641, 10641, 10700, 10720					C-25 1-2 B-5
Front Entry	Classic Craft	Impact, Textured	FC60	3' x 6'8"	
Rear Entry	Classic Craft	Impact, Textured	FC860	3' x 8'	
Garage Entry	Classic Craft	Impact, Textured	FC860	3' x 8'	
Preserve Buildings					
"B" Building Addresses: 8500, 8520, 8540, 8560, 8581, 10520, 10540, 10550					D5Y13.13 KX-3Y24 1-1Y17 B-2Y44.63
Front Entry	Classic Craft	Impact, Textured	FC860	3' x 8'	
"C" Building Addresses: 8541, 8561, 8571, 10501, 10521					D-1Y32 C-9.5 1-30
Front Entry	Classic Craft	Impact, Textured	FC860	3' x 8'	



R W Building Consultants, Inc.

Consulting and Engineering Services for the Building Industry

P.O. Box 230 Valrico, FL 33595 Phone 813.659.9197

Florida Board of Professional Engineers Certificate of Authorization No. 9813

This report reflects the Impact resistance of Classic Craft doors installed by the builder

Product Evaluation Report

Report No.: FL-8871.2

Date: October 17, 2017

Product Category	Sub Category	Manufacturer	Product Name
Exterior Doors	Swinging Exterior Door Assemblies	Therma-Tru Corporation 118 Industrial Drive Edgerton, OH 43517 Phone (419)298-1740	"Classic Craft" and "Classic Craft Rustic" Fiberglass Single Door Inswing/Outswing "Impact"

Scope: This is a Product Evaluation report issued by R W Building Consultants, Inc. and Lyndon F. Schmidt, P.E. (System ID # 1998) for Therma-Tru Corporation based on Rule Chapter No. 61G20-3, Method 1D of the State of Florida Product Approval, Department of Business & Professional Regulation.

RW Building Consultants and Lyndon F. Schmidt, P.E. do not have nor will acquire financial interest in the company manufacturing or distributing the product or in any other entity involved in the approval process of the product named herein.

Limitations:

- This product has been evaluated and is in compliance with the 6th Edition (2017) Florida Building Code (FBC) structural requirements including the "High Velocity Hurricane Zone" (HVHZ).
- Product anchors shall be as listed and spaced as shown on details. Anchor embedment to base material shall be beyond wall dressing or stucco.
- When used in the "HVHZ" this product complies with Section 1626 of the Florida Building Code and does not require an impact resistant covering.
- When used in areas outside of the "HVHZ" requiring wind borne debris protection this product complies with FBC Sections 1609.1.2 & R301.2.1.2 and does not require an impact resistant covering. This product meets missile level "D" and includes Wind Zone 4 as defined in ASTM E1996 and FBC Sections 1609.1.2.2 & R301.2.1.2.1.
- For 2x stud framing construction, anchoring of these units shall be the same as that shown for 2x buck masonry construction.
- Site conditions that deviate from the details of drawing FL-8871.2 require further engineering analysis by a licensed engineer or registered architect.
- Outswing configurations using threshold item #4 meet water infiltration requirements for "HVHZ".
- Inswing and outswing configurations using threshold item #5 do not meet the water infiltration requirements for the "HVHZ" and shall be installed only in non-habitable areas or at habitable locations protected by an overhang or canopy such that the angle between the edge of canopy or overhang to sill is less than 45 degrees.
- See drawing FL-8871.2 for size and design pressure limitations.

Supporting Documents:

- | | |
|---|--|
| 1. Test Report No.
TEL 01460336-A,B,C

STTS00001
15427-107362
ATI 67508.01-106-18
TEL 06-1031-4 | Test Standard
ASTM D635-03, ASTM D1929-96
ASTM D2843-99
ASTM G28-95
ASTM E84-00a
ASTM D1929-96
TAS 201-94, TAS 202-94, TAS 203-94 |
| 2. Drawing No.
No. FL 8871.2 | Prepared by
RW Building Consultants, Inc. (CA #9813) |
| 3. Calculations
Anchoring | Prepared by
RW Building Consultants, Inc. (CA #9813) |
| 4. Quality Assurance
Certificate of Participation issued by National Accreditation and Management Institute, certifying that Therma-Tru Corporation is manufacturing products within a quality assurance program that complies with ISO/IEC 17020 and Guide 53. | |

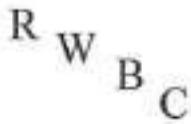
- | | |
|--|---|
| Testing Laboratory
Testing Evaluation Lab., Inc.

Sub Tropical Testing
Omega Point Laboratories
Architectural Testing, Inc.
Testing Evaluation Lab., Inc. | Signed by
Lyndon F. Schmidt, P.E.

Lon Hicks, VP Operations
William E. Fitch, P.E.
Joseph A. Reed, P.E.
Wendell W. Haney, P.E. |
| | Signed & Sealed by
Lyndon F. Schmidt, P.E. |
| | Signed & Sealed by
Lyndon F. Schmidt, P.E. |



Lyndon F. Schmidt, P.E.
FL PE No. 43409
10/17/2017



R W Building Consultants, Inc.

Consulting and Engineering Services for the Building Industry

P.O. Box 230 Valrico, FL 33595 Phone 813.659.9197

Florida Board of Professional Engineers Certificate of Authorization No. 9813

This report reflects the Impact resistance of Fiber Classic doors that replace Classic Craft

Product Evaluation Report		Report No.: FL-20470.10
		Date: August 16, 2017

Product Category	Sub Category	Manufacturer	Product Name
Exterior Doors	Swinging Exterior Door Assemblies	Therma-Tru Corporation 118 Industrial Dr Edgerton, OH 43517 Phone 419-298-1740	Fiber-Classic and Smooth-Star Composite Edge Glazed Fiberglass Single Door Inswing/Outswing "Impact"

Scope: This is a Product Evaluation report issued by R W Building Consultants, Inc. and Lyndon F. Schmidt, P.E. (System ID # 1998) for Therma Tru Corporation based on Rule Chapter No. 61G20-3, Method 1D of the State of Florida Product Approval, Department of Business & Professional Regulation.

RW Building Consultants and Lyndon F. Schmidt, P.E. do not have nor will acquire financial interest in the company manufacturing or distributing the product or in any other entity involved in the approval process of the product named herein.

Limitations:

- This product has been evaluated and is in compliance with the 6th Edition (2017) Florida Building Code (FBC) structural requirements including the "High Velocity Hurricane Zone" (HVHZ).
- Product anchors shall be as listed and spaced as shown on details. Anchor embedment to base material shall be beyond wall dressing or stucco.
- When used in the "HVHZ" this product complies with Section 1626 of the Florida Building Code and does not require an impact resistant covering.
- When used in areas outside of the "HVHZ" requiring wind borne debris protection this product complies with FBC Sections 1609.1.2 & R301.2.1.2 and does not require an impact resistant covering. This product meets missile level "D" and includes Wind Zone 4 as defined in ASTM E1996 and FBC Sections 1609.1.2.2 & R301.2.1.2.1.
- For 2x stud framing construction, anchoring of these units shall be the same as that shown for 2x buck masonry construction.
- Site conditions that deviate from the details of drawing FL-20470.10 require further engineering analysis by a licensed engineer or registered architect.
- This product meets the water infiltration requirements for the "HVHZ".
- Outswing configurations using Coastal Sill (Item #19) and Composite Sill (Item #16) under active doors meet water infiltration requirements for "HVHZ". All other configurations do not meet the water infiltration requirements for the "HVHZ" and shall be installed only in non-habitable areas or at habitable locations protected by an overhang or canopy such that the angle between the edge of canopy or overhang to sill is less than 45 degrees.
- See drawing FL-20470.10 for size and design pressure limitations.

Supporting Documents:

- | | | | |
|---|--|--|---|
| 1. Test Report No.
TEL 01461571
TEL 01460105.1
TEL 01460144 | Test Standard
TAS 201, 202 & 203 (94)
TAS 201, 202 & 203 (94)
TAS 201, 202 & 203 (94) | Testing Laboratory
Testing Evaluation Lab., Inc.
Testing Evaluation Lab., Inc.
Testing Evaluation Lab., Inc. | Signed by
William Shelton, P.E.
Lyndon F. Schmidt, P.E.
Lyndon F. Schmidt, P.E. |
| 2. Miami-Dade NOA
16-1117.01
15-1201.11 | Materials
Trosifol PVB* Interlayer (Kuraray America)
Saflex Interlayer (Eastman Chemical Company) | | |
| 3. Drawing No.
No. FL-20470.10 | Prepared by
RW Building Consultants, Inc. (CA #9813) | | Signed & Sealed by
Lyndon F. Schmidt, P.E. |
| 4. Calculations
Anchoring
ASTM E1300 Glass Load | Prepared by
RW Building Consultants, Inc. (CA #9813)
Lyndon F. Schmidt, P.E. | | Signed & Sealed by
Lyndon F. Schmidt, P.E. |
| 5. Quality Assurance
Certificate of Participation issued by National Accreditation and Management Institute, certifying that Therma Tru Corporation is manufacturing products within a quality assurance program that complies with ISO/IEC 17020 and Guide 53. | | | |



Lyndon F. Schmidt, P.E.
FL PE No. 43409
8/18/2017